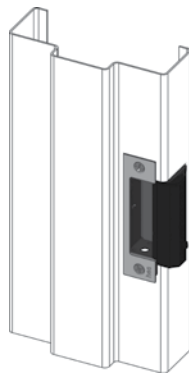




shown with J option



## The **strongest,** **most versatile** electric strike available

### Specifications

- UL 10 fire-rated, 3 hour single door (fail secure only)
- UL 10C fire-rated, I-1/2 hour double door (fail secure only)
- CAN4-S104(ULC-S104) fire door conformant
- ANSI A250.13-2003 windstorm listed
- UL 1034, burglary-resistant listed
- ANSI/BHMA A156.31, Grade 1
- NFPA-252 fire door conformant
- ASTM-E152 fire door conformant

- MEA New York City accepted
- Florida Building Code approved
- Patented design

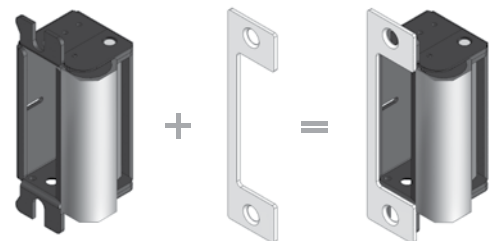
### Frame Application

- Metal
- Wood

### Electrical

- .45 Amps @ 12VDC continuous duty
- .25 Amps @ 24VDC continuous duty

The 1006 series is the strongest and most versatile electric strike available. It meets or exceeds every standard developed for electric strikes. With 27 faceplate options, the 1006 can accommodate virtually every type of lockset on the market. The 1006 features a sleek keeper and a 100% stainless steel cast case. Tested to exceed 3,000 lbs. of static strength, 350 ft. lbs. of dynamic strength and factory tested to exceed 1,000,000 cycles of operation, the 1006 is in a class of its own.



shown with N option

We offer several types of faceplate options to accommodate your application. Faceplate options sold separately (see pages 6-11).



CYLINDRICAL LOCKSETS



MORTISE LOCKS WITHOUT DEADBOLTS



MORTISE LOCKS WITH DEADBOLTS



SPECIALTY LOCKSETS

### Standard Features

- Stainless steel construction
- Tamper resistant
- Static strength 3,070 lbs. (fail secure)
- Dynamic strength 350 ft-lbs. (fail secure)
- Endurance 1,000,000 cycles
- Fail secure (standard)
- Dual voltage 12VDC or 24VDC continuous duty
- Non-handed
- Internally mounted solenoid
- Accommodates up to 1" deadbolt
- Plug-in connector
- Full keeper shims for horizontal adjustment
- Trim enhancer
- Five-year limited warranty

### Optional Features

- Fail Safe
- LBM - Latchbolt monitor
- LBSM - Latchbolt strike monitor
- 27 interchangeable faceplate options

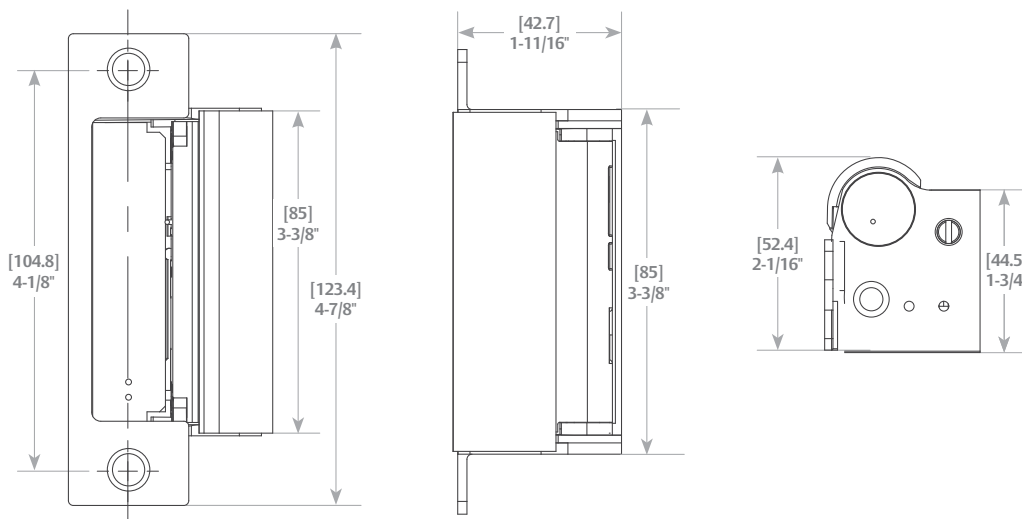
*Monitor Switches may not work with all faceplate options (see pages 6-11)*

### Accessories

- 1000-102** - Rain guard
- 1006-103** - Full keeper shims
- 1000-104** - Lip extension trim adapter
- 1006-105** - Trim enhancer BLK (goof plate)
- 1006-109** - Trim adapter
- 1000-110** - Replacement strike plate
- 1000-130** - KD filler plate
- 150** - Strike latch guard
- 154-MTK** - Metal template kit
- 2001M** - Plug-in bridge rectifier
- 2004M** - ElectroLynx® adapter
- 2005M3** - SMART Pac III™
- 2006M** - Plug-in buzzer

### Finishes

- 630** - Satin stainless steel
- 605** - Bright brass
- 606** - Satin brass
- 612** - Satin bronze
- 613** - Bronze toned
- 629** - Bright stainless steel
- BLK** - Black



*diagram shown with N option*



UL 1034  
BURGLARY LISTED



FIELD SELECTABLE  
(12 OR 24VDC)



GRADE 1



# 1006 Series Faceplate Options



Operation: After releasing the latchbolt, the keeper returns to the locked position.

type of lock released



4 7/8" x 1 1/4"

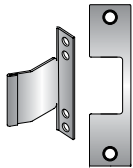
## J Option

**For use with:** Cylindrical locksets up to 3/4" throw and all locksets with center-lined bolts.

» ANSI/BHMA Numbers: #E09321, #E09322, #E09323



Operation: After releasing the latchbolt or deadbolt, the keeper is held open and recaptures the bolt when the door is closed. Not LBM/LBSM compatible.



4 7/8" x 1 1/4"

## E Option

**For use with:** Corbin/Russwin Security Bolt, Weiserbolt, and normally extended 1" tubular deadbolts.

» ANSI/BHMA Numbers: #E09391, #E09392, #E09393



Operation: After releasing the latchbolt, the keeper returns to the locked position.



4 7/8" x 1 1/4"

## K Option

**For use with:** Mortise locksets with a deadlatch positioned **above** the latchbolt.

**Compatible locksets:** Baldwin, Marks, PDQ, Others

» ANSI/BHMA Numbers: #E09321, #E09322, #E09323



4 7/8" x 1 1/4"

## KD Option

**For use with:** Mortise locksets with a deadlatch positioned **above** the latchbolt.

**Compatible locksets:** Dorma 9500, Jackson, Sargent (7700 & 8100), Schlage, Yale (8700)

» ANSI/BHMA Numbers: #E09321, #E09322, #E09323



4 7/8" x 1 1/4"

## KM Option

**For use with:** Mortise locksets with a deadlatch positioned **below** the latchbolt.

**Compatible locksets:** Accurate, Arrow, Best\*, Corbin/Russwin, Falcon (1992 M Series), Sargent (7800, 8200 & 9200 series), Yale (8800)

\*For Best 45H & 47H deadlatch below, and Best 34H - 37H deadlatch above.


» ANSI/BHMA Numbers: #E09321, #E09322, #E09323





Operation: The deadbolt is retracted during traffic hours. The latchbolt is released by the keeper. The keeper returns to the locked position. If the deadbolt is extended, the keeper will not recapture it.

type of lock released



47/8" x 1 1/4"

### N Option

**For use with:** Mortise locksets with a deadbolt used for night-latch function only.

**Compatible locksets:** Accurate, Baldwin, Marks, Omnia, PDQ, Schlage, Others

» ANSI/BHMA Numbers: #E09391, #E09392, #E09393, #E09331, #E09332, #E09333



47/8" x 1 1/4"

### ND Option

**For use with:** Mortise locksets with a deadbolt used for night-latch function only.

**Compatible locksets:** Sargent (7700 & 8100 series), Yale (8700)

» ANSI/BHMA Numbers: #E09391, #E09392, #E09393, #E09331, #E09332, #E09333



47/8" x 1 1/4"

### NM Option

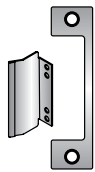
**For use with:** Mortise locksets with a deadlatch positioned **below** the latchbolt, where a deadbolt is used for night-latch function only.

**Compatible locksets:** Arrow, Best (45H & 47H and 34H-37H), Corbin/Russwin, Falcon, Sargent (7800, 8200 & 9200 series)

» ANSI/BHMA Numbers: #E09391, #E09392, #E09393, #E09331, #E09332, #E09333



Operation: Latchbolt and deadbolt are released by a single keeper. The keeper is held open to recapture the latchbolt and the deadbolt when the door is closed. Not LBM/LBSM compatible.



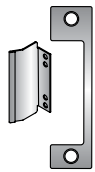
47/8" x 1 1/4"

### A Option

**For use with:** Mortise locksets with a normally extended 1" deadbolt without a deadlatch.

**Compatible locksets:** Baldwin, Marks, Omnia, PDQ, Schlage, Others

» ANSI/BHMA Numbers: #E09391, #E09392, #E09393, #E09331, #E09332, #E09333



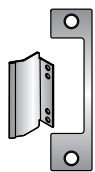
47/8" x 1 1/4"

### AD Option

**For use with:** Mortise locksets with a normally extended 1" deadbolt without a deadlatch.

**Compatible locksets:** Sargent (7700 & 8100 series), Yale (8700)

» ANSI/BHMA Numbers: #E09391, #E09392, #E09393, #E09331, #E09332, #E09333



47/8" x 1 1/4"

### AM Option

**For use with:** Mortise locksets with a normally extended 1" deadbolt and a deadlatch positioned **below** the latchbolt.

**Compatible locksets:** Accurate, Arrow, Best (45H & 47H and 34H-37H), Corbin/Russwin, Falcon, Sargent (7800, 8200, & 9200 series), Yale (8800)

» ANSI/BHMA Numbers: #E09391, #E09392, #E09393, #E09331, #E09332, #E09333

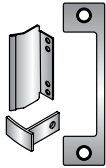


# 1006 Series Faceplate Options



Operation: Latchbolt and deadbolt are released by a single keeper. The keeper is held open to recapture the latchbolt and deadbolt, and the deadlatch is engaged when the door is closed. Not LBM/LBSM compatible.

type of lock released



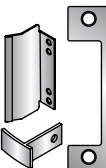
4 7/8" x 1 1/4"

## T Option

**For use with:** Mortise locksets with a normally extended 1" deadbolt and a center-lined deadlatch.

**Compatible locksets:** Accurate, Arrow, Baldwin, Marks, Omnia, PDQ, Schlage, Others

» ANSI/BHMA Numbers: #E09391, #E09392, #E09393, #E09331, #E09332, #E09333



4 7/8" x 1 1/4"

## TD Option

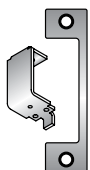
**For use with:** Mortise locksets with a normally extended 1" deadbolt and a center-lined deadlatch.

**Compatible locksets:** Sargent (7700 & 8100 series), Yale (8700)

» ANSI/BHMA Numbers: #E09391, #E09392, #E09393, #E09331, #E09332, #E09333



Operation: Lockout feature - the electric strike will not release when the deadbolt is extended. The deadbolt retracts during traffic hours. The keeper releases the latchbolt. The keeper returns to the locked position. Not LBM/LBSM compatible.



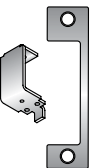
4 7/8" x 1 1/4"

## H Option

**For use with:** Mortise locksets with a 1" deadbolt without a deadlatch. Strike will not release when deadbolt is extended.

**Compatible locksets:** Baldwin, Marks, Omnia, PDQ, Others

» ANSI/BHMA Numbers: #E09391, #E09392, #E09393, #E09331, #E09332, #E09333



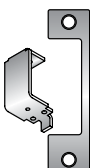
4 7/8" x 1 1/4"

## HD Option

**For use with:** Mortise locksets with a 1" deadbolt without a deadlatch. Strike will not release when deadbolt is extended.

**Compatible locksets:** Sargent (7700 & 8100 series), Yale (8700)

» ANSI/BHMA Numbers: #E09391, #E09392, #E09393, #E09331, #E09332, #E09333



4 7/8" x 1 1/4"

## HM Option

**For use with:** Mortise locksets with a 1" deadbolt with a deadlatch positioned **below** the latchbolt. Strike will not release when deadbolt is extended.

**Compatible locksets:** Accurate, Arrow, Best (45H & 47H and 34H-37H), Corbin/Russwin, Falcon, Sargent (7800, 8200, & 9200 series), Yale (8800)

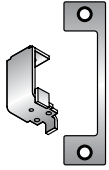
» ANSI/BHMA Numbers: #E09391, #E09392, #E09393, #E09331, #E09332, #E09333





Operation: Lockout feature - the electric strike will not release when the deadbolt is extended. The deadbolt is retracted during traffic hours. The latchbolt is released by the keeper. The keeper returns to the locked position. Note: For the ASSA model 504, the top latchbolt is released by the keeper. The keeper returns to the locked position. Not LBM/LBSM compatible.

type of lock released



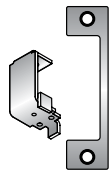
4 7/8" x 1 1/4"

### HT Option

**For use with:** ASSA model 504 mortise lockset with two latchbolts and a center deadlatch. Deadlatch or mortise locksets with a 1" deadbolt and a center-lined deadlatch. Strike will not release when deadbolt is extended.

**Compatible locksets:** ASSA

» ANSI/BHMA Numbers: #E09391, #E09392, #E09393, #E09331, #E09332, #E09333



4 7/8" x 1 1/4"

### HTD Option

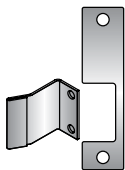
**For use with:** Mortise locksets with a 1" deadbolt and a center-lined deadlatch. Strike will not release when deadbolt is extended.

**Compatible locksets:** Sargent (7700 & 8100 series), Yale (8700)

» ANSI/BHMA Numbers: #E09391, #E09392, #E09393, #E09331, #E09332, #E09333



Operation: The hookbolt is released by the keeper. The keeper is held open to recapture the hookbolt when the door is closed. Not LBM/LBSM compatible.



4 7/8" x 1 1/4"

### R Option

**For use with:** A hookbolt up to 1" throw.

**Compatible locksets:** Adams Rite, Others

» ANSI/BHMA Numbers: #E09391, #E09392, #E09393, #E09331, #E09332, #E09333



Operation: After releasing the latchbolt, the keeper returns to the locked position.



4 7/8" x 1 1/4"

### Z Option

**For use with:** Unit and mono locks.

**Compatible locksets:** Unican, Sargent, Corbin-Russwin

» ANSI/BHMA Numbers: #E09321, #E09322, #E09323

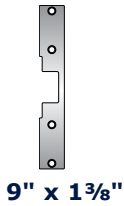


# 1006 Series Faceplate Options



Operation: After releasing the latchbolt, the keeper returns to the locked position.

type of lock released



9" x 1 3/8"

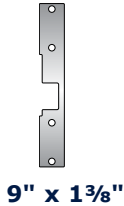
## J-2 Option

**For use with:** Cylindrical locksets with up to a 3/4" throw, in wood frame applications.

» ANSI/BHMA Numbers: #E09321, #E09322, #E09323



Operation: After releasing the latchbolt, the keeper returns to the locked position.



9" x 1 3/8"

## K-2 Option

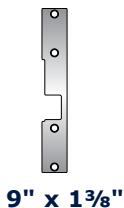
**For use with:** Mortise locksets with a deadlatch positioned above the latchbolt, in wood frame applications.

**Compatible locksets:** Baldwin, Marks, PDQ, Others

» ANSI/BHMA Numbers: #E09321, #E09322, #E09323



Operation: After releasing the latchbolt, the keeper returns to the locked position.



9" x 1 3/8"

## KM-2 Option

**For use with:** Mortise locksets with a deadlatch positioned below the latchbolt, in wood frame applications.

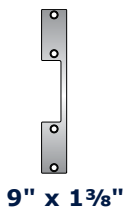
**Compatible locksets:** Accurate, Arrow, Best\*, Corbin/Ruswin, Falcon (1992 M Series), Sargent (7800, 8200 & 9200 series), Yale (8800)

\*For Best 45H & 47H deadlatch below, and Best 34H - 37H deadlatch above.

» ANSI/BHMA Numbers: #E09321, #E09322, #E09323



Operation: The deadbolt is retracted during traffic hours. The latchbolt is released by the keeper. The keeper returns to the locked position. If the deadbolt is extended the keeper will not recapture it.



9" x 1 3/8"

## N-2 Option

**For use with:** Mortise locksets where the deadbolt is used for night-latch function only, in wood frame applications.

**Compatible locksets:** Accurate, Arrow, Baldwin, Marks, Omnia, PDQ, Schlage, Yale (8700), Others

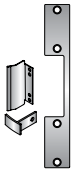
» ANSI/BHMA Numbers: #E09391, #E09392, #E09393, #E09331, #E09332, #E09333





Operation: Latchbolt and deadbolt are released by a single keeper. The keeper is held open to recapture the latchbolt and deadbolt, and the deadlatch is engaged when the door is closed. Not LBM/LBSM compatible.

type of lock released



9" x 1<sup>3</sup>/<sub>8</sub>"

### T-2 Option

**For use with:** Mortise locksets with a normally extended 1" deadbolt and a center-lined deadlatch, in wood frame applications.

**Compatible locksets:** Accurate, Arrow, Baldwin, Marks, Omnia, PDQ, Schlage, Yale (8700), Others

» ANSI/BHMA Numbers: #E09391, #E09392, #E09393, #E09331, #E09332, #E09333



Operation: Latchbolt and deadbolt are released by a single keeper. The keeper is held open to recapture the latchbolt and deadbolt. Not LBM/LBSM compatible.



9" x 1<sup>3</sup>/<sub>8</sub>"

### A-2 Option

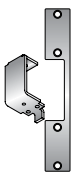
**For use with:** Mortise locksets with a normally extended 1" deadbolt without a deadlatch, in wood frame applications.

**Compatible locksets:** Accurate, Baldwin, Marks, Omnia, PDQ, Schlage, Yale, Others

» ANSI/BHMA Numbers: #E09391, #E09392, #E09393, #E09331, #E09332, #E09333



Operation: Lockout feature- the electric strike will not release when deadbolt is extended. The deadbolt is retracted during traffic hours. The latchbolt is released by the keeper. The keeper returns to the locked position. Not LBM/LBSM compatible.



9" x 1<sup>3</sup>/<sub>8</sub>"

### H-2 Option

**For use with:** Mortise locksets with a 1" deadbolt without a deadlatch, in wood frame applications. Strike will not release when deadbolt is extended.

**Compatible locksets:** Accurate, Arrow, Baldwin, Marks, Omnia, PDQ, Yale (8700)

» ANSI/BHMA Numbers: #E09391, #E09392, #E09393, #E09331, #E09332, #E09333

